

WebLOAD vs. JMeter Competitive Analysis



THIS DOCUMENT AND THE INFORMATION CONTAINED IN IT ARE PROPRIETARY AND CONFIDENTIAL TO RADVIEW SOFTWARE.
NO PERSON OR ENTITY IS ALLOWED TO COPY, REPRINT, REPRODUCE OR PUBLISH ANY PART OF THIS DOCUMENT, NOR DISCLOSE ITS
CONTENTS TO OTHERS, NOR MAKE ANY USE OF IT, NOR ALLOW OR ASSIST OTHERS TO MAKE ANY USE OF IT - UNLESS BY THE PRIOR
WRITTEN EXPRESS AUTHORIZATION OF RADVIEW SOFTWARE AND THEN ONLY TO THE EXTENT AUTHORIZED

Table of Contents

Introduction	2
Productivity, Support and Total Cost of Ownership	2
Comparison Highlights	3
Features Comparison Table	4
Legend.....	4
Platforms.....	4
Protocols & Technologies	4
Databases.....	5
Enterprise Applications.....	5
Wireless & Mobile.....	5
Multimedia (Voice & Streaming)	6
Performance (Server-Side) Monitoring – Protocols.....	6
Performance (Server-Side) Monitoring – Systems.....	6
Integration & Extendibility	6
General Features.....	7
Recording Features	7
Developing/Debugging Environment.....	8
Scripting	8
Test Configuration & Scheduling	8
Test Execution.....	9
Test Results Analysis & Reporting.....	9
Support & Maintenance.....	9

Introduction

This document provides a detailed comparison of JMeter features vs. WebLOAD.

Despite being an open source tool, JMeter offers a solid range of features. However, as described in the comparison table, WebLOAD offers superior options for load testing in several key areas:

- **Easier script creation and correlation.** A range of automated features, integrations, and UI components offer faster and significantly less complex load scripts generation.
- **Enterprise application testing.** Built-in support for common enterprise applications, databases and Web 2.0 technologies enable load testing your system successfully right out of the box.
- **Server-side performance monitoring.** WebLOAD's server-side performance monitoring features provide better insights and capabilities for root-cause analysis.
- **Results analysis and reporting.** WebLOAD built-in reports provide better analysis capabilities with multiple granularities, templates and customization options.

Productivity, Support and Total Cost of Ownership

When considering a performance test solution for an enterprise testing team, additional issues come into place beyond technical features - issues like ease of use, teamwork, technical support and cost of ownership.

WebLOAD offers advantages in three key areas over JMeter:

Team skills and time to productivity. JMeter's lack of intuitive UI, manual processes, many integrations and script writing, require a testing team with very strong technical skills in order to build a testing infrastructure, create and maintain tests. WebLOAD on the other hand, lowers the skills set requirements and accelerates time to productivity with built-in support for enterprise applications, intuitive UI for recording tests, and automatic correlation.

Technical support. As an open source tool, JMeter's support is based on the user groups and forums. It lacks the assurance of immediate expert-level support (tier 1-3), fast troubleshooting and workarounds, offered by the WebLOAD team. With WebLOAD you are also covered with ongoing support and updates to address any future changes in the application under test, expansions or changes.

Total cost of ownership. While JMeter is free, it entails hidden costs, which are associated with open source tools. These include the costs for higher-skilled test developers, learning curve and training, additional time for integration, test creation and maintenance, and extra time for self-service support and problem resolution. These hidden costs are offset by WebLOAD's affordable costs and superior offering.

Comparison Highlights

Ease of test generation. JMeter requires significant technical skills from testers. Three-step basic recording in WebLOAD takes 20-steps in JMeter. A few other examples include:

- The lack of automatic correlation in JMeter means you need to look for values to correlate, construct RegEx rules to extract the session values, and write substitution rules to replace the values later in the script - a complicated and errors-prone process.
- XML/SOAP/Rest API are supported with playback only, with no recording.
- DOM access is through XPath only, while WebLOAD you have a full browser DOM access.
- HTTP Headers view is very limited with no Request-Response headers on the same screen and no "parsed"/structured response headers view.
- JavaScript, used as WebLOAD's scripting language offers much easier test script maintenance and tweaking.




Pre-defined support for enterprise systems like SAP Netweaver, Ellucian, JDEdwards and PeopleSoft does not exist in JMeter vs. the out-of-the box support of WebLOAD including correlation rules and automatic handling of special fields and forms.









Use of plug-ins and configurations. Many tasks in JMeter are enabled only via 3rd party plugins, such as AJAX, SSH, SSL, and many more. This requires manual configurations and managing multiple software components with different support and maintenance schedules.

Test execution flexibility. Compared to JMeter's manual text execution, WebLOAD provides powerful execution options include goal oriented load testing, scenario mix, and scheduling.





















































Features Comparison Table

Legend

	Fully supported out of the box
	Not Supported
	Limited Support

	WebLOAD	JMeter
Platforms		
Windows OS		
User Interface (Controller)		
Execution Agent (Load Generator)		
Unix/Linux (general)		
User Interface (Controller)		
Execution Agent (Load Generator)		
Protocols & Technologies		
Web2.0 & Rich Internet Applications (RIA)		
HTTP/HTTPS		
HTML5		
Authentication - NTLM, Kerberos, Basics		
Adobe Flex/AMF		
XML/SOAP		
WebServices		
WebSockets		
Rest API		
AJAX		
Network Protocols (IPP)		
FTP		
MAPI		
JDBC		
IMAP		
SMTP/POP		

	WebLOAD	JMeter
LDAP		
TCP/IP, UDP Playback		
Telnet		
NNTP		
WebDAV		
SSH		
Authentication		
NTLM		
Kerberos		
Basic		
Databases		
Microsoft SQL Server		
Oracle		
ODBC/JDBC		
PostgreSQL		
DB2		
MySQL		
Enterprise Applications		
SAP NetWeaver		
Infor Lawson		
Ellucian Banner/Luminis		
PeopleSoft		
PrimaVera (Oracle)		
JDEdwards		
Oracle Applications (Forms)		
Siebel		
Wireless & Mobile		
iOS		
Android		
Blackberry		

	WebLOAD	JMeter
Multimedia (Voice & Streaming)		
RTMP		
RTSP/RTP		
Performance (Server-Side) Monitoring – Protocols		
PerfMon		
SNMP		
SSH		
JDBC		
RSTATD		
JMX		
Performance (Server-Side) Monitoring – Systems		
General Windows OS		
General Unix/Linux OS		
Microsoft IIS		
Microsoft ASP.NET		
Apache		
IBM WebSphere		
Tomcat		
SAP Netweaver		
Oracle WebLogic		
MySQL		
PostgreSQL		
JBoss Application Server		
Microsoft SQL Server		
Oracle DB		
DB2		
Microsoft Windows Media Server		
Real Networks RealServer		
Integration & Extensibility		
Command Line Interface		

	WebLOAD	JMeter
Open Architecture (Public SDK/API)	✔	✔
3rd Party Tools Integration/Plug-in		
AppDynamics	✔	✘
Jenkins	✔	✔
Eclipse IDE	✔	✔
Interoperability/Extendibility		
COM	✔	⚠
Java	✔	✔
General Features		
Protocol-Level Testing	✔	✔
Browser-Level (Emulation) Testing	✔	✘
Distributed Architecture	✔	✔
Page Elements/DOM Access	✔	✔
JSON Object Access/Parser	✔	✘
XML Object Access/Parser	✔	✔
Java Object Access	✔	✔
Real Page/Browser View	✔	✔
Full HTTP Headers View	✔	⚠
HTML (Response) View	✔	✔
Response Validation	✔	⚠
Automatic Correlation	✔	✘
Manual Correlation	✔	✔
Cookies Support	✔	✔
Cache Support	✔	✔
Multiple IP Address (IP Spoofing)	✔	✔
Recording Features		
Browser-based recording	✔	✔
Native Mobile Recording	✔	✘
On-the-fly Transactions Breakdown	✔	✔

	WebLOAD	JMeter
Developing/Debugging Environment		
Access to the script	✓	✓
Quick scripting building blocks	✓	✓
Intellisense/Auto-completion	✓	✗
Context-sensitive Help/Tooltips	✓	✗
Debugging		
Breakpoints	✓	✗
Watch (Variables Value)	✓	✗
Step-by-Step	✓	✗
Scripting		
Scripting Language		
JavaScript	✓	✗
Java	✓	✗
Automatic Data Correlation	✓	✗
Manual Data Correlation	✓	✓
Parameterization	✓	✓
Synchronization Point	✓	✗
Think (Sleep) Time	✓	✓
Transactions	✓	✓
User-defined Timers	✓	✓
Test Configuration & Scheduling		
Goal-Oriented Load Testing	✓	✗
Load Scheduling Profiles		
Constant	✓	✓
Linear	✓	✗
Random	✓	✗
Intervals	✓	✗
Steps	✓	✗
Ramp Up	✓	✓
User-defined	✓	✓

	WebLOAD	JMeter
Test Execution		
Real-time server-side monitoring	✓	⚠
HTTP statuses reporting and logging	✓	✗
Integration with AppDynamics	✓	✗
Integrated Reporting Manager	✓	✗
MIX execution	✓	⚠
Cloud load generation	✓	✗
Probing Client	✓	✗
Throttle control	✓	✗
Test Results Analysis & Reporting		
Dynamic and easily customizable reports	✓	✗
Predefined Reporting Templates	✓	✗
Custom/user-defined Reports	✓	✗
Reports Exporting and Publishing	✓	✓
Comparison and Regression Analysis	✓	✗
Support & Maintenance		
Online (customer portal)	✓	✗
Phone	✓	✗
Email	✓	✗
Community (chats, forums, user groups)	✗	✓
Documentation, tutorials, help files	✓	✗
Expert level (tier 2,3) support on a first call	✓	✗